

Installing Hold Down Kit in the Enphase IQ System Controller

To install Hold Down kit for Eaton BR type circuit breakers in the Enphase IQ System Controller, read and follow all warnings and instructions in this guide. If you do not fully understand any of the concepts, terminology, or hazards outlined in these instructions, refer installation to a qualified electrician or installer. These instructions are not meant to be a complete explanation of a renewable energy system. All installations must comply with national and local electrical codes. Professional installation is recommended.

NOTE: This hold down kit is only compatible with IQ System Controller which has a 200A load center. It is NOT compatible with Combiner that has a 125A



DANGER: Risk of electric shock. Always de-energize the IQ System Controller from all sources present including the utility grid, PV, storage and generator (if present) before beginning the following procedure.

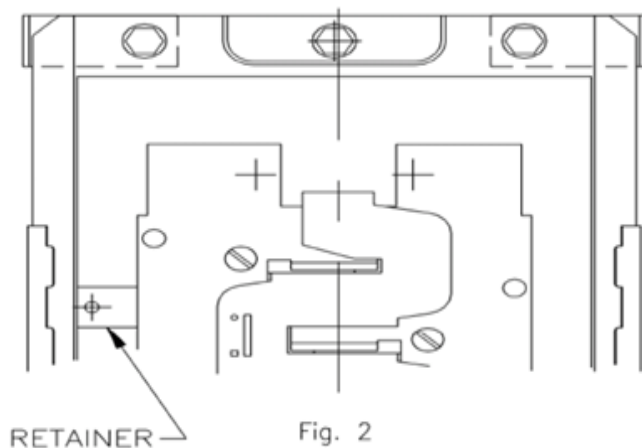
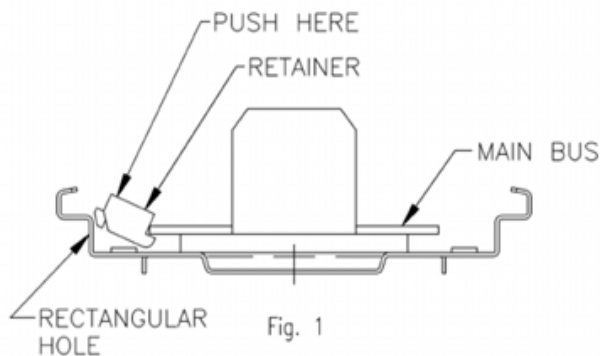
Follow the below steps to secure the Eaton BR type circuit breakers with the Hold down kit:

- Turn off power to the IQ System Controller smart switch before installing this kit.
- Refer to Figure 1 and locate retainer over rectangular hole in interior backpan and outside of main bus (Locate at upper most bus stab location as shown in Figure 2).
- Snap-in end of retainer at interior backpan by pushing downward. The retainer should fit into the available space in the backpan with part of the plastic in the rectangular hole and the other side of the retainer under the busbar.
- Install the circuit breaker onto bus.



WARNING: Do not scratch, nick, bend, or otherwise damage bus.

- Assemble #5-20 screw into hole in breaker. Thread into retainer and tighten. Torque screw to 13 lb-in (1.5Nm).












INSTALLING HOLD DOWN KIT IN THE ENPHASE IQ SYSTEM CONTROLLER

SAFETY




IMPORTANT SAFETY INSTRUCTIONS SAVE THESE INSTRUCTIONS





This guide contains important instructions that you must follow during installation of hold down kits for circuit breakers in the Enphase IQ System Controller smart switch.

Safety Instructions

	DANGER: Risk of electric shock. Risk of fire. Only qualified electricians should install, troubleshoot, or replace the IQ System Controller.
	DANGER: Risk of electric shock. Risk of fire. Do not attempt to repair the IQ System Controller. DO NOT REMOVE THE DEADFRONT -- NO SERVICEABLE PARTS. Tampering with or opening the IQ System Controller will void the warranty. If the IQ System Controller fails, contact Enphase Customer Support for assistance at enphase.com/en-us/support/contact .
	DANGER: Risk of electric shock. Do not use Enphase equipment in a manner not specified by the manufacturer. Doing so may cause death or injury to persons, or damage to equipment.
	DANGER: Risk of electric shock. Do not install the EP200G-NA-HD-200A Hold Down Kit without first turning off power from the utility grid and generator if present. Turn off utility power using the mains breaker inside IQ System Controller or a breaker feeding the IQ System Controller on its supply side. Turn off the generator using the breaker inside the generator.
	DANGER: Risk of fire. Do not allow or place flammable, sparking, or explosive items near the IQ System Controller.
	DANGER: Risk of electric shock. In areas where flooding is possible, install the IQ System Controller at a height that prevents water ingress.
	WARNING: Before installing or using the hold down kit, read all instructions and cautionary markings in this guide and on the equipment.
	WARNING: Do not install or use the hold down kit if it has been damaged in any way.
	WARNING: Do not sit on, step on, place objects on, or insert objects into the IQ System Controller.

Safety and Advisory Symbols

	DANGER: This indicates a hazardous situation, which if not avoided, will result in death or serious injury.
	WARNING: This indicates a situation where failure to follow instructions may be a safety hazard or cause equipment malfunction. Use extreme caution and follow instructions carefully.
	NOTE: This indicates information particularly important for optimal system operation. Follow instructions carefully.

	WARNING: Do not place beverages or liquid containers on top of the IQ System Controller. Do not expose the IQ System Controller to liquids or flooding.
	NOTE: Perform installation and wiring, including protection against lightning and resulting voltage surge, in accordance with all applicable local electrical codes and standards.
	NOTE: Using unapproved attachments or accessories could result in damage or injury.
	NOTE: Install properly rated over current protection as part of the system installation.