


Q.PEAK DUO BLK-G10+ SERIES



360 - 365 Wp | 120 Cells
20.3% Maximum Module Efficiency

MODEL Q.PEAK DUO BLK-G10+ / AC



Q.ANTUM TECHNOLOGY: Low leveled cost of electricity

Higher yield per surface area, lower BOS costs, higher power classes, and an efficiency rate of up to 20.3%.



A reliable investment

Inclusive 25-year product warranty and 25-year linear performance warranty¹.



Enduring high performance

Long-term yield security with Anti LeTID Technology, Anti PID Technology², Hot-Spot Protect.



Extreme weather rating

High-tech aluminium alloy frame, certified for high snow (8100 Pa) and wind loads (4000 Pa).



Innovative all-weather technology

Optimal yields, whatever the weather with excellent low-light and temperature behaviour.



State of the art module technology

Q.ANTUM DUO Z Technology and the integrated high-powered Enphase IQ 7+ Microinverter achieving maximum system efficiency.



Reliable energy monitoring

Seamless management with the intelligent Enphase Enlighten™ monitoring system.



Rapid shutdown compliant

Built-in rapid shutdown with no additional components required.

¹ See data sheet on rear for further information.

² APT test conditions according to IEC/TS 62804-1:2015, method A (-1500 V, 96 h)

The ideal solution for:



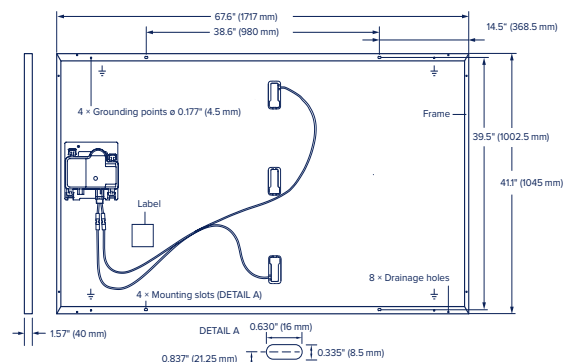
Rooftop arrays on residential buildings



Q.PEAK DUO BLK-G10+ SERIES

Mechanical Specification

Format	67.6 in × 41.1 in × 1.57 in (including frame) (1717 mm × 1045 mm × 40 mm)
Weight	46.3 lbs (21.0 kg)
Front Cover	0.13 in (3.2 mm) thermally pre-stressed glass with anti-reflection technology
Back Cover	Composite film
Frame	Black anodised aluminium
Cell	6 × 20 monocrystalline Q.ANTUM solar half cells
Junction box	2.09-3.98 × 1.26-2.36 × 0.59-0.71 in (53-101 mm × 32-60 mm × 15-18 mm), Protection class IP67, with bypass diodes
Cable	4 mm ² Solar cable; (+) ≥ 45.3 in (1150 mm), (-) ≥ 28.7 in (730 mm)
Connector	Stäubli MC4; IP68



AC Output Electrical characteristics

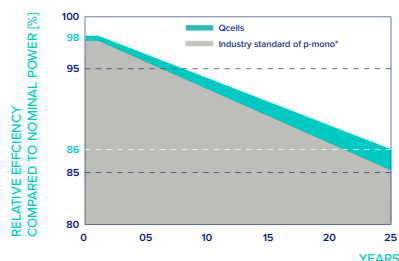
IQ7PLUS-72-ACM-US OR IQ7PLUS-72-E-ACM-US					
Peak Output Power	[VA]	295	Peak Output Power	[VA]	5.8 Arms
Max. Continuous Output Power	[VA]	290	Max. Continuous Output Power	[VA]	13
Nominal (L-L) Voltage/Range	[V]	240/211~264	Nominal (L-L) Voltage/Range	[V]	III
Max. Continuous Output Current	[A]	1.21	Max. Continuous Output Current	[A]	18 mA
Nominal Frequency	[Hz]	60	Nominal Frequency	[Hz]	1
Extended Frequency Range	[Hz]	47 - 68	Extended Frequency Range	[Hz]	0.85 leading ... 0.85 lagging

DC Electrical characteristics

POWER CLASS			360	365				360	365
MINIMUM PERFORMANCE AT STANDARD TEST CONDITIONS, STC ¹ (POWER TOLERANCE +5 W/ -0 W)									
Min. Power at MPP ¹	P _{MPP}	[W]	360	365	Min. Current at MPP	I _{MPP}	[A]	10.49	10.56
Min. Short Circuit Current ¹	I _{SC}	[A]	11.04	11.07	Min. Voltage at MPP	V _{MPP}	[V]	34.31	34.58
Min. Open Circuit Voltage ¹	V _{OC}	[V]	41.18	41.21	Min. Efficiency ¹	η	[%]	≥ 20.1	≥ 20.3

¹ MEASUREMENT TOLERANCES P_{MPP} ± 3 %; I_{SC}; V_{OC} ± 5 % AT STC; 1000 W/m², 25 ± 2 °C, AM 1.5 ACCORDING TO IEC 60904-3

Qcells PERFORMANCE WARRANTY

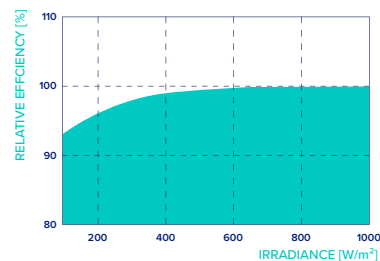


At least 98 % of nominal power during first year. Thereafter max. 0.5 % degradation per year. At least 93.5 % of nominal power up to 10 years. At least 86 % of nominal power up to 25 years.

All data within measurement tolerances. Full warranties in accordance with the warranty terms of the Qcells sales organisation of your respective country.

^{*}Standard terms of guarantee for the 5 PV companies with the highest production capacity in 2021 (February 2021)

PERFORMANCE AT LOW IRRADIANCE



Typical module performance under low irradiance conditions in comparison to STC conditions (25 °C, 1000 W/m²).

TEMPERATURE COEFFICIENTS

Temperature Coefficient of I _{SC}	α	[%/K]	+0.04	Temperature Coefficient of V _{OC}	β	[%/K]	-0.27
Temperature Coefficient of P _{MPP}	γ	[%/K]	-0.34	Nominal Module Operating Temperature	NMOT	[°F]	109 ± 5.4 (43 ± 3 °C)

Properties for System Design

Maximum System Voltage	V _{sys}	[V]	1000	PV module classification	Class II
Maximum Series Fuse Rating		[A DC]	20	Fire Rating based on ANSI/UL 61730	TYPE 2
Max. Design Load, Push/Pull ³		[lbs/ft ²]	113 (5400Pa)/55 (2660 Pa)	Permitted Module Temperature on Continuous Duty	-40 °F up to +185 °F (-40 °C up to +85 °C)
Max. Test Load, Push/Pull ³		[lbs/ft ²]	169 (8100Pa)/84 (4000 Pa)		

³ See Installation Manual

Qualifications and Certificates

Solar module: UL 61730, U.S. Patent No. 9,893,215 (solar cells);
Enphase micro inverter: UL 1741-SA, UL 62109-1, UL1741/IEEE1547, FCC Part 15 Class B, ICES-0003 Class B, CAN/CSA-C22.2 NO. 1071-01, Rapid Shutdown Compliant per NEC-2014 & 2017 & C22.1-2015



Qcells pursues minimizing paper output in consideration of the global environment.

Note: Installation instructions must be followed. Contact our technical service for further information on approved installation of this product.

Hanwha Q CELLS America Inc. 400 Spectrum Center Drive, Suite 1400, Irvine, CA 92618, USA | TEL +1 949 748 59 96 | EMAIL hqc-inquiry@qcells.com | WEB www.qcells.com

qcells