

SunPower® X-Series: X22-370 | X22-360

SunPower® Residential AC Module

Built specifically for use with the SunPower Equinox™ system, the only fully integrated solution designed, engineered, and warranted by one manufacturer.



Maximum Power. Minimalist Design.


Industry-leading efficiency means more power and savings per available space. With fewer modules required and hidden microinverters, less is truly more.



Highest Lifetime Energy and Savings.

Designed to deliver 60% more energy over 25 years in real-world conditions like partial shade and high temperatures.¹

Fundamentally Different. And Better.



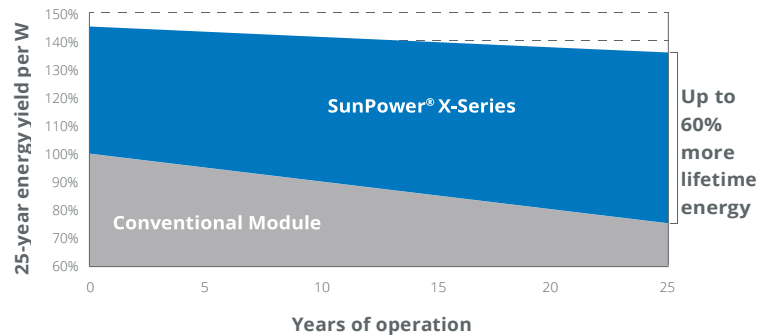
The SunPower® Maxeon® Solar Cell

- Enables highest-efficiency modules available²
- Unmatched reliability³
- Patented solid metal foundation prevents breakage and corrosion



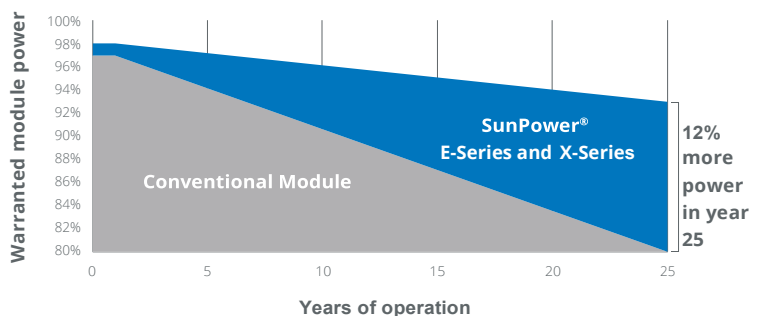
Factory-integrated Microinverter

- Simpler, faster installation
- Integrated wire management, rapid shutdown
- Engineered and calibrated by SunPower for SunPower modules



Best Reliability. Best Warranty.

With more than 25 million modules deployed around the world, SunPower technology is proven to last. That's why we stand behind our module and microinverter with the industry's best 25-year Combined Power and Product Warranty, including the highest Power Warranty in solar.



AC Electrical Data	
Inverter Model: Type E (IQ 7XS)	@240 VAC
Peak Output Power	320 VA
Max. Continuous Output Power	315 VA
Nom. (L-L) Voltage/Range ² (V)	240 / 211–264
Max. Continuous Output Current (A)	1.31
Max. Units per 20 A (LL) Branch Circuit ³	12 (single phase)
CEC Weighted Efficiency	97.5%
Nom. Frequency	60 Hz
Extended Frequency Range	47–68 Hz
AC Short Circuit Fault Current Over 3 Cycles	5.8 A rms
Overvoltage Class AC Port	III
AC Port Backfeed Current	18 mA
Power Factor Setting	1.0
Power Factor (adjustable)	0.7 lead. / 0.7 lag.
No active phase balancing for three-phase installations	

DC Power Data		
	SPR-X22-370-E-AC	SPR-X22-360-E-AC
Nominal Power ⁵ (P _{nom})	370 W	360 W
Power Tolerance	+5/-0%	+5/-0%
Module Efficiency ⁵	22.7%	22.1%
Temp. Coef. (Power)	-0.29%/°C	-0.29%/°C
Shade Tolerance	<ul style="list-style-type: none"> • Three bypass diodes • Integrated module-level maximum power point tracking 	


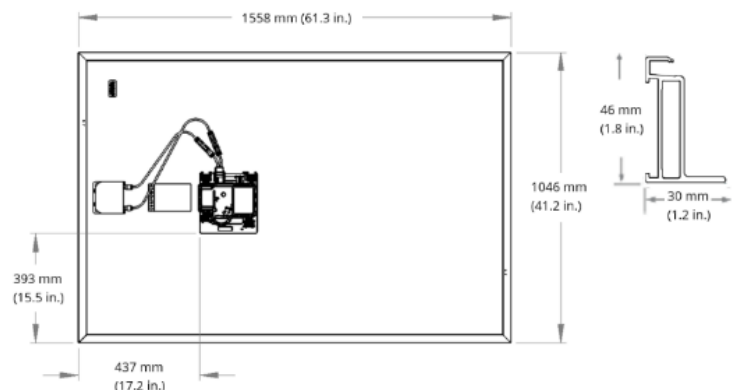
Tested Operating Conditions	
Operating Temp.	-40°F to +185°F (-40°C to +85°C)
Max. Ambient Temp.	122°F (50°C)
Max. Test Load ⁷	Wind: 154 psf, 7400 Pa, 754 kg/m ² back Snow: 208 psf, 10000 Pa, 1019 kg/m ² front
Design Load	Wind: 62 psf, 3000 Pa, 305 kg/m ² back Snow: 125 psf, 6000 Pa, 611 kg/m ² front
Impact Resistance	1 inch (25 mm) diameter hail at 52 mph (23 m/s)

Mechanical Data	
Solar Cells	96 Monocrystalline Maxeon Gen III
Front Glass	High-transmission tempered glass with anti-reflective coating
Environmental Rating	Module: Outdoor rated Inverter: NEMA Type 6 Class II
Frame	Class 1 black anodized (highest AAMA rating)
Weight	42.9 lb (19.5 kg)
Recommended Max. Module Spacing	1.3 in. (33 mm)

1 SunPower 360 W compared to a conventional module on same-sized arrays (260 W, 16% efficient, approx. 1.6 m²), 4% more energy per watt (based on third-party module characterization and PVSim), 0.75%/yr slower degradation (Campeau, Z. et al. "SunPower Module Degradation Rate," SunPower white paper, 2013).
 2 Based on search of datasheet values from websites of top 10 manufacturers per IHS, as of January 2017.
 3 #1 rank in "Fraunhofer PV Durability Initiative for Solar Modules: Part 3," PV Tech Power Magazine, 2015. Campeau, Z. et al. "SunPower Module Degradation Rate," SunPower white paper, 2013.
 4 Factory set to 1547a-2014 default settings. CA Rule 21 default settings profile set during commissioning.
 5 Standard Test Conditions (1000 W/m² irradiance, AM 1.5, 25°C). NREL calibration standard: SOMS current, LACCS FF and voltage. All DC voltage is fully contained within the module.
 6 This product is UL Listed as PVRSE and conforms with NEC 2014 and NEC 2017 690.12; and C22.1-2015 Rule 64-218 Rapid Shutdown of PV Systems, for AC and DC conductors; when installed according to manufacturer's instructions.
 7 Please read the safety and installation instructions for more information regarding load ratings and mounting configurations.

See www.sunpower.com/facts for more reference information.
 For more details, see extended datasheet www.sunpower.com/datasheets Specifications included in this datasheet are subject to change without notice.
 ©2020 SunPower Corporation. All Rights Reserved. SUNPOWER, the SUNPOWER logo and MAXEON are registered trademarks of SunPower Corporation in the U.S. and other countries as well. 1-800-SUNPOWER.

Warranties, Certifications, and Compliance	
Warranties	<ul style="list-style-type: none"> • 25-year limited power warranty • 25-year limited product warranty
Certifications and Compliance	<ul style="list-style-type: none"> • UL 1703 • UL 1741 / IEEE-1547 • UL 1741 AC Module (Type 2 fire rated) • UL 62109-1 / IEC 62109-2 • FCC Part 15 Class B • ICES-0003 Class B • CAN/CSA-C22.2 NO. 107.1-01 • CA Rule 21 (UL 1741 SA)⁴ • (includes Volt/Var and Reactive Power Priority) • UL Listed PV Rapid Shutdown Equipment⁶ <p>Enables installation in accordance with:</p> <ul style="list-style-type: none"> • NEC 690.6 (AC module) • NEC 690.12 Rapid Shutdown (inside and outside the array) • NEC 690.15 AC Connectors, 690.33(A)-(E)(1) <p>When used with InvisiMount racking and InvisiMount accessories (UL 2703):</p> <ul style="list-style-type: none"> • Module grounding and bonding through InvisiMount • Class A fire rated <p>When used with AC module Q Cables and accessories (UL 6703 and UL 2238)⁶:</p> <ul style="list-style-type: none"> • Rated for load break disconnect
PID Test	Potential-induced degradation free



Please read the Safety and Installation Instructions for details.

531945 RevC